





**12319504**

**Ford F100 FE Ford Engine Mount Kit**



**Recommended Tools**



**FE Ford Engine Mount Kit**

**Installation Instructions**

**Table of contents**  
Page 2..... Hardware Kit & Installation

THESE ENGINE MOUNT ARE DESIGNED TO FOR THE RIDETECH F100 SUSPENSION KIT.

**Engine Mount Components** ....In the box

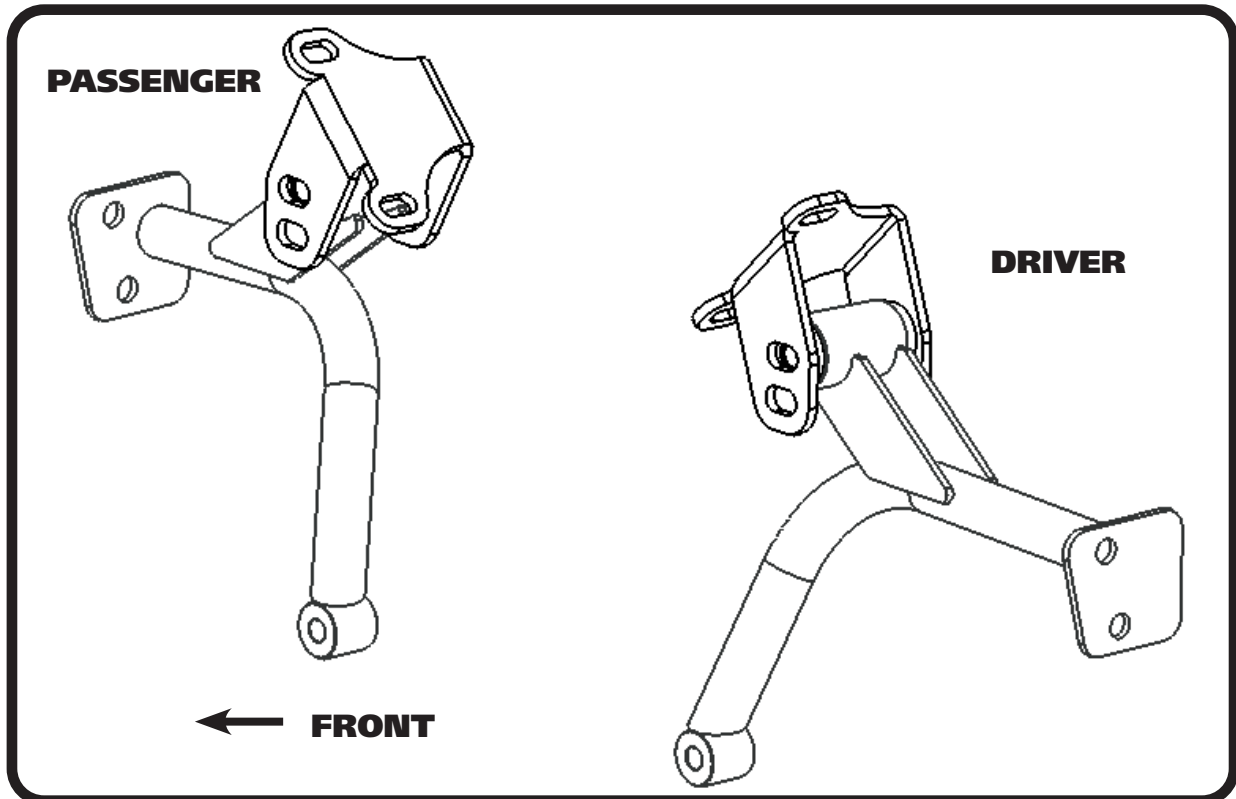
Part Number	Description	QTY
90003418	Driver Engine Mount - FE Ford	1
90003419	Passenger Engine Mount - FE Ford	1
99010202	Hardware Kit	1



### Hardware Kit #99010202 .....In the box

Part #	Description	QTY
MOUNT TO CRADLE		
99561012	9/16"-18 X 4 1/2" Hex Bolt	2
99562011	9/16"-18 Nylok Nut	2
99563003	9/16" SAE Flat Washer	4
BLOCK TO MOUNT		
99431021	7/16"-14 X 1 1/4" Hex Bolt	4
99433005	7/16" SAE Flat Washer	4

## Installation



**1.** Attach the mounts to the block in the OEM location using the 7/16" hardware supplied with the kit. Use the above Diagram as a reference. Torque to 45 ft-lbs

**2.** The mounts that attached to the cradle mounts have (2) positions. The top position is at OEM height. The bottom mounting holes can be used to raise the engine if you would happen to need more clearance. Attach the mounts to the cradle using the supplied 9/16" hardware. Torque to 90 ft-lbs.